



ELAPRO

Exclusive Distributor

NELSKAMP

ELAPRO floor system

1C liquid plastics

Balconies | Terraces | Garages | Stairs | Workshops | Cellars

Advantages

Function and use

Discover the EMICODE® EC 1^{PLUS} certified ELAPRO floor system - the ultimate solution for balconies, terraces, garage floors, entrance areas, stairs, workshops, hobby rooms and many other applications. The fast and easy floor finishes system requires just a few work steps and system components. A balcony floor finish is possible in just one day.

The ELAPRO floor system offers a variety of advantages that extend over the entire system. With no hazardous substance symbols, ELAPRO liquid plastics ensure a pleasant working and living environment. Unpleasant odours do not occur when processing or after processing. The one-component products are easy to work with and thus they reduce the risk of processing errors. After first opening, the leftover material can be used for up to nine months. This means less waste material and results in significant savings. When processing you are not working under time pressure, since for all practical purposes our liquid plastics do not have a pot life. Consequently, there is no need to comply with limited processing times. This in turn minimises the possibility of error and reduces the necessity of disposing of material that has not yet been applied but which has already hardened. The possibility of disposing of ELAPRO liquid plastics as commercial waste considerably minimises disposal costs as well as environmental impact. None of the system component contain diisocyanates. Therefore processors are not subject to a special training obligation as stipulated in the new REACH Regulation 2020/1449. In this aspect as well you save the time and expense otherwise required for mandatory training courses.

The particularities of our surface coating: ELAPRO Topcoat is characterised not only by its high mechanical load capacity, but also by its outstanding aesthetics. The self-levelling and easy to spread coating ensures a uniform surface and attractive appearance. Our décor options provide the finishing touch to your surface - both visually and also in terms of safety. You toss the chips directly into the coating in one work step and at the same time you achieve an anti-slip surface with an R10 rating. Alternatively, you can achieve an R11 anti-slip rating by using ELAPRO Q712 (quartz sand). Note that in both cases an additional sealing of the finished surface is not required. This is another advantage that saves time and money.

At a glance

Ecological advantages

- No hazardous substance symbols
- Physiologically harmless primers
- Odourless liquid plastics
- Odourless primer for interior surfaces
- Not classified as hazardous waste
- No REACH training obligation

Technical advantages

- Fast, easy and cost-effective
- One-component, no mixing
- Balcony floor finish possible in a single day
- High mechanical load capacity
- Up to anti-slip class R11
- Chip sealing is not required
- After first use, the leftover material can be used for 9 months

Learn more



10 good reasons for ELAPRO

- 1 High health-awareness
- 2 Lowest level of emissions
- 3 Convincing simple
- 4 Maximum weather flexibility
- 5 Long-term stability in storage and re-usability
- 6 High quality and extended warranty
- 7 Absolute service concept
- 8 Easy to understand product range
- 9 Sustainable environmental awareness
- 10 Hansi lives

Application areas & floor finishes system


Versatile and simple




Balconies & terraces



Garage floors



Entrance areas



Stairs



Workshops & hobby rooms



Cellar floors

This is why we are faster with our floor finishes system



Primer

Can be coated over after 15 min.

Fast drying time and re-coating time of the primers (just 15 min.) saves significant project time.

Step 1



Waterproofing / indicator layer

Can be coated over after 4 hours

Use of the accelerator enables coating over of the waterproofing after only 4 hours, which in turn reduces wait times and saves money.

Step 2



Coating with décor

Walkable after 12 hours
Full load capacity after 72 hours

Tossing the chips directly into the coating without subsequent sweeping-off and sealing the hardened surface simplifies the process and saves time.

Step 3




ELAPRO tutorials
Here we show how it's done.



Product data

Technical properties

Step 1

	Bonding primers for exterior use		Bonding primers for interior surfaces
Description	ELAPRO Primer KS	ELAPRO Primer UN	ELAPRO Primer BE
			
Material properties			
Application	Plastic-based substrates such as EPDM, EVA, FPO/TPO, GFK and PVC	Metallic and mineral substrates, such as aluminium, concrete, wood, copper, steel and zinc	Mineral substrates such as concrete, render and masonry
Packaging	Metal can	Metal can	Plastic container
Delivery form	400 g / 1 kg / 2.5 kg / 4 kg	400 g / 1 kg / 2.5 kg / 4 kg	5 kg
Stability in storage	at least 24 months	at least 24 months	at least 24 months
Standard colour	Colourless, transparent	Light yellow	Light blue / opaque
Processing-relevant data			
Processing temperatures	-5 to +35°C	-5 to +35°C	+5 to +40°C
Consumption	At least 0.05 kg/m ²	At least 0.10 kg/m ² At least 0.35 kg/m ² (concrete)	At least 0.30 kg/m ²
Processing time	40 min.	40 min.	40 min.
Rainproof / walkable	after approx. 15-30 min.	after approx. 15-30 min.	after approx. 15-60 min.

Step 2

Step 3

	Waterproofing / indicator layer		Coating
Description	ELAPRO 1k-SIL blu	ELAPRO 1k-SIL	ELAPRO Topcoat
			
Material properties			
Packaging	Plastic container	Metal can	Metal can
Delivery form	7 kg	6 kg/12 kg	12 kg
Stability in storage	At least 12 months	At least 12 months	At least 12 months
Standard colour(s)	Slate grey	Anthracite grey, silver grey	Telegrey 2, Light grey
Processing-relevant data			
Processing temperatures	0 to +40°C	0 to +40°C	+5 to +40°C
Consumption	At least 3.3 kg/m ² (waterproofing) At least 0.5 kg/m ² (indicator layer)	At least 3.3 kg/m ² (waterproofing) At least 0.5 kg/m ² (indicator layer)	At least 3.0 kg/m ²
Processing time	90 min.	90 min.	90 min.
Rainproof / walkable	After 1 hour / 12 hours after 30 min. / 4 hours (with ELAPRO QuickDry)	After 1 hour / 12 hours After 30 min. / 4 hours (with ELAPRO QuickDry)	After 1 hour / 12 hours




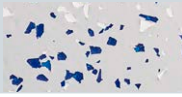


























Colour samples

Real colour mixtures

We have the right colour combination for every taste

Choose the colour(s) you would like to have from our colour range (see table on the left). You have **34 colours to choose** from; each in the sizes **0,5 / 1 / 2 / 3 and 5 mm**, which can be tossed as a single colour or mixed colours. Colours not only change the statement a room makes, they also influence how we feel. Consequently, a careful colour selection transforms unlikely places with stunning effect.



































ELAPRO Topcoat [Light Grey] incl. mixed colour chips [Ø 5 mm]			
	F01 + F02 + F03 Black, White, Grey		F01 + F05 Black, Sand Yellow
	F05 + F13 + F30 Sand yellow, Orient red, Cream		F02 + F15 White, Sky blue
	F13 + F23 + F30 Orient red, Beige grey, Cream		F01 + F02 + F15 Black, White, Sky blue
	F01 + F03 + F15 Black, Grey, Sky blue		F02 + F16 + F15 White, Orient red, Sky blue
	F02 + F14 + F18 White, Pigeon blue, Patina green		F02 + F14 + F15 + F18 White, Pigeon blue, Sky blue, Patina green
	F05 + F24 Sand yellow, Granite grey		F08 + F11 + F26 Ivory, Beige red, Quartz grey
	F02 + F18 White, Patina green		F14 + F15 + F18 Sky blue, Patina green, Pigeon blue

ELAPRO Topcoat [Telegrey 2] incl. mixed colour chips [Ø 5 mm]			
	F01 + F02 + F03 Black, White, Grey		F01 + F05 Black, Sand Yellow
	F05 + F13 + F30 Sand yellow, Orient red, Cream		F02 + F15 White, Sky blue
	F13 + F23 + F30 Orient red, Beige grey, Cream		F01 + F02 + F15 Black, White, Sky blue
	F01 + F03 + F15 Black, Grey, Sky blue		F02 + F16 + F15 White, Orient red, Sky blue
	F02 + F14 + F18 White, Pigeon blue, Patina green		F02 + F14 + F15 + F18 White, Pigeon blue, Sky blue, Patina green
	F05 + F24 Sand yellow, Granite grey		F08 + F11 + F26 Ivory, Beige red, Quartz grey
	F02 + F18 White, Patina green		F14 + F15 + F18 Sky blue, Patina green, Pigeon blue

Note: Images of the real samples may show structure or colour deviations.

Colour range

ELAPRO Chips

Colour	Name	Colour	Name
	F01 Black		F18 Patina green
	F02 White		F19 Reed green
	F03 Grey		F20 White green
	F04 Beige		F21 Light green
	F05 Sand yellow		F22 Pastel turquoise
	F06 Brown beige		F23 Beige grey
	F07 Pearl white		F24 Granite grey
	F08 Ivory		F25 Light grey 2
	F09 Light ivory		F26 Quartz grey
	F10 Grey beige		F27 Telegrey 4
	F11 Beige red		F28 Beige brown
	F12 Antique pink		F29 Pale brown
	F13 Orient red		F30 Cream
	F14 Pigeon blue		F31 Grey white
	F15 Sky blue		F32 Signal white
	F16 Light pastel blue		F33 Traffic white
	F17 Pastel blue		F34 Papyrus white

Note: The colour samples provide an idea of the colour. They may deviate slightly from the actual colour shade of the original chips. The chip structure is individual and depends on the technology used by the processor.