

Environmental Product Declaration

According to ISO 14025 and EN 15804



Qbiss Screen H/H+ façade panel

EPD number
EPD number at ECO-Platform
EPD owner

EPD Program operator
Issue date
Valid until




EPD-19/0006
00001033

Trimo, architectural solutions, d.o.o., Prijateljeva cesta 12, 8210
Trebnje, Slovenia

ZAG EPD
12. 12. 2019
11. 12. 2024

www.zag.si



<p>General information</p>	<p>Commercial name Qbiss Screen H/H+ façade panel</p>						
<p>Program holder: Slovenian National Building And Civil Engineering Institute - ZAG Dimičeva 12 1000 Ljubljana Slovenia http://www.zag.si</p>	<p>Owner of the Environmental Product Declaration: Trimo, architectural solutions, d.o.o. Prijeteljjeva cesta 12 8210 Trebnje Slovenia https://www.trimo-group.com/en</p>						
<p>Number of the Environmental Product Declaration: EPD-19/0006</p>	<p>Declared unit: 1m² of Qbiss Screen H/H+ façade panel</p>						
<p>This Environmental Product Declaration is based on the Product Category Rules (PCR): Part B: Requirements on the EPD for Self supporting facade elements based on glazed curtain walls, 2012, Institut Bauen und Umwelt e.V.</p>	<p>Scope: A1-A3, A4, C2, C4 and D</p>						
<p>Issue date: 12. 12. 2019</p> <p>Valid until: 11. 12. 2024</p>	<p>Verification:</p> <table border="1" data-bbox="831 1216 1305 1429"> <tr> <td colspan="2">The CEN standard SIST EN 15804 serves as the core Product Category Rule (PCR)</td> </tr> <tr> <td colspan="2">Independent verification of the EPD according to EN ISO 14025</td> </tr> <tr> <td><input type="checkbox"/> internal</td> <td><input checked="" type="checkbox"/> external</td> </tr> </table>	The CEN standard SIST EN 15804 serves as the core Product Category Rule (PCR)		Independent verification of the EPD according to EN ISO 14025		<input type="checkbox"/> internal	<input checked="" type="checkbox"/> external
The CEN standard SIST EN 15804 serves as the core Product Category Rule (PCR)							
Independent verification of the EPD according to EN ISO 14025							
<input type="checkbox"/> internal	<input checked="" type="checkbox"/> external						
<p>Production plant: Trimo, architectural solutions, d.o.o. Prijeteljjeva cesta 12 8210 Trebnje Slovenia</p>	<p>Title and the handwritten signature of verifier: Hüdai Kara, PhD  Metsims Sustainability Consulting 4 Clear Water Place Oxford OX2 7NL, United Kingdom</p>						
<p>Title and the handwritten signature of issuer:  Franc Capuder, M.Sc. Slovenian National Building And Civil Engineering Institute - ZAG</p>	<p>Title and handwritten signature of leading expert: 17 Davor Kvočka, PhD  Slovenian National Building And Civil Engineering Institute – ZAG</p>						

1 Product

1.1 Product description

Qbiss Screen H/H+ is a modular façade metal element for ventilated façades. The architectural façade has a flat surface with recessed or flush joints. Versatile and flexible, Qbiss Screen H/H+ is equally applicable as an exterior and interior ceiling and wall, bringing a system-approach to the building envelope, which can be fully combined with the Qbiss One insulated architectural building envelope solutions.

Extremely and perfectly flat, Qbiss Screen H/H+ is also engineered to meet the highest fire regulation demands, as well as extremely high wind loads or where large elements are required. Qbiss Screen H/H+ is manufactured to the exact same standards as all Qbiss products in a fully automated controlled environment that ensures quality and consistent performance. It is complemented by a complete range of architectural detail solutions, which not only shortens the design process, but also adds to the overall construction aesthetic.

Qbiss Screen H/H+ is a composite panel made from two pre-painted galvanized steel sheets with joints and honeycomb core. The composition of materials gives elements visibly higher level of surface flatness, high load-bearing capacity, minimal thermal expansion, thermal deflection and it is insensitive to humidity. Prepared joints are intended for positioning elements relative to each other and for fixing with screws. The element is suitable for horizontal and vertical installation. In addition to high quality and durability, Qbiss Screen H/H+ is also characterised by short installation time and quick and easy element replacement procedure.

1.2 Technical Data

Qbiss Screen H/H+ panels are made in accordance with the guidelines specified in ETAG 034 (Kits for

external wall claddings) and EAD 090058-00-0404 (Ventilated external wall cladding kit comprising a metallic honeycomb panel and its associates fixings).

Compared to conventional rain-screen systems, Qbiss Screen H/H+ provides a number of technical advantages that opens the product up to the widest construction applications, such as completely prefabricated elements delivered on site, extreme flatness, low weight, wide range of formats and high percentage of recyclability (i.e. up to 99%).

Two different Qbiss Screen H/H+ panel lengths have been considered: 1500 mm and 4000 mm.


Table 1: The characteristics of Qbiss Screen H/H+ façade panel

Panel thickness (mm)	50
Mass (kg/m ²)	14,40
Core	aluminium honeycomb
Core combustibility	non-combustible Class A1
Width (mm)	600 - 1200
Length (mm)	550 - 6500
Reaction to fire	A2-s, d0
Suitable for corrosion environment	C2, C3, C4

1.3 Base materials

The basic materials for the production of Qbiss Screen H/H+ façade panels are:

- Galvanized steel sheet
- Aluminium honeycomb
- Adhesives (isocyanate and polyol)
- Polyurethane sealing tape
- Silicone sealing
- Ethylene propylene diene monomer (EPDM) gasket
- Ethylene propylene diene monomer (EPDM) foam
- Ethylene propylene diene monomer (EPDM) for aluminium profiles
- Aluminium profiles
- Stainless steel sections



This product does not contain materials that exceed the limits for registration within the Candidate List of substances of very high concern (SVHCs) for authorisation.

1.4 Manufacturing process

Qbiss Screen H/H+ façade panels are produced at the manufacturer's production plant in Trebnje, Slovenia. The Qbiss Screen H/H+ production process starts with the unwinding of coils of inner and outer metal sheets metal cutting them to the required blanket lengths and widths. The blankets are then stacked on pallets and transported to the production line for punching and bending.

After the process of punching and bending, the internal sheet is profiled and two-component glue is applied on the inside. Next, the outer sheet is profiled in both transversal and longitudinal direction, which is followed by the process of cold drawing of corners.

The corner elements are then glued inside all four corners of the outer cover. The aluminium honeycomb, which is stretched and cut to the required length and width, is inserted into the internal steel sheet, while two-component glue is applied inside of the formed outer steel cover. The outer steel cover is then assembled on top of the honeycomb core. The composite is then compressed inside the heated double belt, where the adhesive reacts and creates adhesion between all components of the finished product. In addition, sealing is inserted in both internal and external panel joint.

Finally, finished panels are stacked in a package, protected with foil and prepared for transport to construction site.

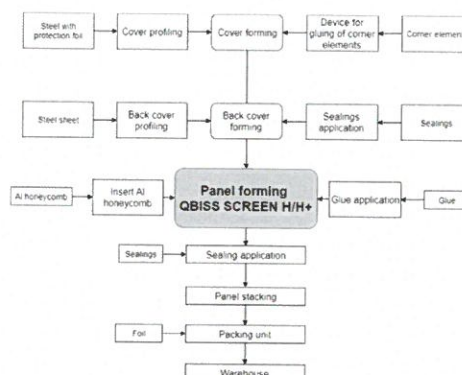


Figure 1: The schematic representation of the Qbiss Screen H/H+ façade panel production process

1.5 Packaging

The following materials have been used for the packaging of the final product:

- Polyethylene (PE) foil
- Expanded polystyrene (EPS)
- Polypropylene (PP) tape

1.6 Further information

Further information about Qbiss Screen H/H+ façade panels is available on the manufacturer web page:

<https://www.trimo-group.com/en>

2 LCA: Calculation rules

2.1 EPD classification

Type of EPD:

1a) Declaration of a specific product from a manufacturer's plant

2.2 Declared unit

The declared unit has been defined in accordance with the Product Category Rules (PCR) Part B: Requirements on the EPD for Self-supporting facade elements based on glazed curtain walls, which has been issued by the by the Institut Bauen

und Umwelt e.V. (IBU). The following declared unit has been applied:

1m² of Qbiss Screen H/H+ façade panel

2.3 System boundary

The system boundaries have been defined in accordance with the modular principle described in the European standard for Environmental Product Declarations (EPD) EN 15804. This LCA study is based on the cradle to gate with options principle and includes modules A1-A3, A4, C2, C4 and module D. The LCA of Qbiss Screen H/H+ façade panel covers the following life cycle stages:

A1: raw material extraction and processing, processing of secondary material input (e.g. recycling processes);

A2: transport to the manufacturer;

A3: manufacturing;

including provision of all materials, products and related energy and water use.

A4: transport to the building site;

including provision of all materials, products and related energy and water use.

C2: transport to waste processing;

C4: disposal;

including provision of all materials, products and related energy and water use.

D: reuse, recovery and/or recycling potentials, expressed as net impacts and benefits.

The selection of the modules A1-A3, A4, C2, C4 and D, and exclusion of modules A5, B1-B7, C1 and C3 from this LCA study was based primarily on the availability, quality and reliability of data. The data used for modules A1-A3 and A4 are based on the measured quantities provided by the manufacturer, while data used for modules C2, C4 and D are based on the information provided by

the Joint Research Centre (JRC) and their European Platform on Life Cycle Assessment.

In addition, the selection of modules A1-A3, A4, C2, C4 and D is also in accordance with the modules selected for the association EPD that was prepared for member companies of the European Association for Panels and Profiles (PPA – Europe). The manufacturer is a PPA – Europe member and has provided data for the development of the association EPD. Even though this PPA – Europe EPD is an average EPD that cannot be (directly) compared to the EPDs that will be issued based on this LCA study, it nonetheless provides a general guidance on what type of LCA analysis is expected within the industry.

It should be noted that the excluded modules (i.e. modules A5, B1-B7, C1 and C3) could be calculated as well. However, the calculation of these modules would be based more on assumed and simplified data than on measured data. For example, the processing of façade panels at the end-of-life stage (i.e. module C) can be described and conceptualised. However, there has been no metric data available that would back up those processes and enable calculation of environmental impacts by means of LCA. As the requirement is to prepare a scientifically solid LCA study and thus issue quality and representative EPD, the modules A5, B1-B7, C1 and C3 have been left out from this LCA study primarily due to the lack of reliable data.

The schematic representation of system boundaries can be seen in Figure 2.



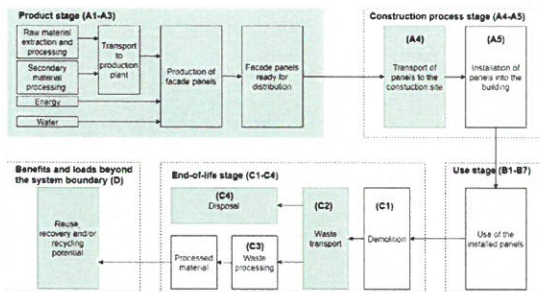


Figure 2: Schematic representation of the system boundaries, with the considered modules being highlighted in green

2.4 Cut-off rules

The exclusion of inputs and outputs has been conducted in accordance with the cut-off rules defined in the standard EN 15804:

- All inputs and outputs to the studied system have been included in the calculation, for which data are available;
- In case of insufficient input data or data gaps for a unit process, the cut-off criteria has been 1% of renewable and non-renewable primary energy usage and 1% of the total mass input of that unit process. The total of neglected input flows per module has been a maximum of 5% of energy usage and mass.

2.5 Background data

The LCA analysis has been conducted with the GaBi modelling software (version 9.2.0.58), which has been developed by thinkstep AG in collaboration with the University of Stuttgart. All processes have been modelled based on the inventory data given in the GaBi Professional database.

2.6 Data quality

The quality of the data used for calculations within the LCA analysis corresponds to the requirements of EN 15804:

- Generic data have been checked for plausibility;
- Data sets are complete according to the system boundary within the limits set by the criteria for the exclusion of inputs and outputs;
- Data is as current as possible. Data sets used for calculations represent a reference year within 10 years for generic data and 5 years for producer specific data;
- The reference year refers to the year which the overall inventory best represents, considering the age/representativeness of the various specific and background data included, i.e. not automatically the year of modelling, calculation or publication year. Validity refers to the date to which the inventory is still judged sufficiently valid with the documented technological and geographical representativeness;
- All datasets are based on 1 year averaged data;
- The time period over which inputs to and outputs from the system has been accounted for is 100 years from the year for which the data set is deemed representative.

The data collection has been based on the questionnaire prepared by the Slovenian National Building and Civil Engineering Institute (ZAG), with further detailed information being discussed in person and via emails with the manufacturer. The technological representativeness of any generic data has been checked in the literature. The geographical representativeness and the reference period of all considered datasets have also been checked. The final mass balance has also been checked.

2.7 Period under review

The reference year for data collection is 2018.



2.8 Allocation

For the product stage (i.e. modules A1-A3), the total consumption of energy and water for the production of 1m² of façade panel has been provided by the manufacturer. The provided values of energy and water consumption for the production of 1m² of façade panel have been obtained by proportionally distributing the total consumption of energy and water based on the overall quantity of the produced panels.

2.9 Comparability

EPD of construction products may not be comparable, if they do not comply with EN 15804.

3 LCA: Results

Table 2: The selected phases of the LCA study

SYSTEM BOUNDARY																
PRODUCT STAGE			CONSTRUCTION PROCESS STAGE		USE STAGE							END OF LIFE STAGE				BENEFITS AND LOADS BEYOND THE SYSTEM BOUNDARY
Raw material supply	Transport	Manufacturing	Transport	Construction-installation process	Use	Maintenance	Repair	Replacement	Refurbishment	Operational energy use	Operational water use	De-construction demolition	Transport	Waste processing	Disposal	Reuse-Recovery-Recycling potential
A1	A2	A3	A4	A5	B1	B2	B3	B4	B5	B6	B7	C1	C2	C3	C4	D
<input checked="" type="checkbox"/>	<input checked="" type="checkbox"/>	<input checked="" type="checkbox"/>	<input checked="" type="checkbox"/>	MNA	MN A	MN A	MN A	MN A	MN A	MN A	MN A	MN A	<input checked="" type="checkbox"/>	MN A	<input checked="" type="checkbox"/>	<input checked="" type="checkbox"/>
The modules of the product lifecycle, which are included in EPD are marked by "X", modules not included are marked with a "MNA" = module not assessed																



3.1 Indicators of environmental impacts

According to the standard EN 15804, the environmental impacts are presented with seven indicators (see Table 3).

Table 3: Abbreviations and units of indicators of environmental impacts

Indicators of environmental impacts	Abbreviation	Unit
global warming potential	GWP	kg CO ₂ eq.
ozone decomposition potential	ODP	kg CFC 11 eq.
acidification of soil and water	AP	kg SO ₂ eq.
eutrophication	EP	kg (PO ₄) ³⁻ eq.
photochemical ozone creation potential	POCP	kg Ethene eq.
use of abiotic (natural) resources - raw materials	ADP el.	kg Sb eq.
use of abiotic resources - fossil fuels	ADP fos.	MJ, net calorific value

The environmental impact indicators for the considered Qbiss Screen H/H+ façade panels are shown in Table 4 and Table 5.

Table 4: Indicators of environmental impacts per 1m² of Qbiss Screen H/H+ façade panel – panel length 1500 mm

Indicator	Unit	A1-A3	A4	C2	C4	D
ADP el.	[kg Sb eq.]	1,41E-04	8,71E-08	0,00E+00	0,00E+00	-9,85E-07
ADP fos.	[MJ]	5,22E+02	1,22E+01	0,00E+00	0,00E+00	-2,79E+02
AP	[kg SO ₂ eq.]	1,30E-01	1,85E-03	0,00E+00	0,00E+00	-9,02E-02
EP	[kg (PO ₄) ³⁻ eq.]	1,09E-02	4,55E-04	0,00E+00	0,00E+00	-7,12E-03
GWP	[kg CO ₂ eq.]	4,57E+01	9,16E-01	0,00E+00	0,00E+00	-3,21E+01
ODP	[kg CFC-11 eq.]	3,43E-07	3,12E-16	0,00E+00	0,00E+00	9,59E-14
POCP	[kg Ethene eq.]	1,58E-02	-6,19E-04	0,00E+00	0,00E+00	-9,13E-03

Table 5: Indicators of environmental impacts per 1m² of Qbiss Screen H/H+ façade panel – panel length 4000 mm

Indicator	Unit	A1-A3	A4	C2	C4	D
ADP el.	[kg Sb eq.]	1,36E-04	1,97E-07	0,00E+00	0,00E+00	-8,27E-07
ADP fos.	[MJ]	4,84E+02	2,77E+01	0,00E+00	0,00E+00	-2,65E+02
AP	[kg SO ₂ eq.]	1,24E-01	4,18E-03	0,00E+00	0,00E+00	-8,54E-02
EP	[kg (PO ₄) ³⁻ eq.]	1,03E-02	1,03E-03	0,00E+00	0,00E+00	-6,76E-03
GWP	[kg CO ₂ eq.]	4,33E+01	2,07E+00	0,00E+00	0,00E+00	-3,06E+01
ODP	[kg CFC-11 eq.]	3,47E-07	7,08E-16	0,00E+00	0,00E+00	9,59E-14
POCP	[kg Ethene eq.]	1,49E-02	-1,40E-03	0,00E+00	0,00E+00	-8,72E-03

3.2 Indicators of raw material use

The results of the raw materials use are in accordance with the standard EN 15804, shown with ten indicators (see Table 6). Indicators include the use of renewable and non-renewable energy, the use of renewable and non-renewable material resources and the use of water.




Table 6: Abbreviations and units of indicators of raw material use

Indicators of raw material use	Abbreviation	Unit
use of renewable primary energy, excluding raw material	PERE	MJ, net calorific value
use of renewable primary energy, including raw material	PERM	MJ, net calorific value
sharing of renewable primary energy	PERT	MJ, net calorific value
use of non-renewable primary energy, excluding raw materials	PENRE	MJ, net calorific value
use of non-renewable primary energy sources, including raw materials	PENRM	MJ, net calorific value
sharing of primary non-renewable energy	PENRT	MJ, net calorific value
use of secondary materials	SM	kg
use of renewable secondary fuels	RSF	MJ, net calorific value
use of non-renewable secondary fuels	NRSF	MJ, net calorific value
use fresh drinking water	FW	kg

The indicators of the use of raw materials for the considered Qbiss Screen H/H+ façade panels are shown in Table 7 and Table 8.

Table 7: Indicators of raw material use per 1m² of Qbiss Screen H/H+ façade panel – panel length 1500 mm

Indicator	Unit	A1-A3	A4	C2	C4	D
PERE	[MJ]	7,28E+01	1,78E+00	0,00E+00	0,00E+00	-2,40E+01
PERM	[MJ]	8,70E+00	0,00E+00	0,00E+00	0,00E+00	0,00E+00
PENRT	[MJ]	8,15E+01	1,78E+00	0,00E+00	0,00E+00	-2,40E+01
PENRE	[MJ]	6,15E+02	3,13E+01	0,00E+00	0,00E+00	-3,16E+02
PENRM	[MJ]	0,00E+00	0,00E+00	0,00E+00	0,00E+00	0,00E+00
PERT	[MJ]	6,15E+02	3,13E+01	0,00E+00	0,00E+00	-3,16E+02
SM	[kg]	0,00E+00	0,00E+00	0,00E+00	0,00E+00	0,00E+00
RSF	[MJ]	0,00E+00	0,00E+00	0,00E+00	0,00E+00	0,00E+00
NRSF	[MJ]	0,00E+00	0,00E+00	0,00E+00	0,00E+00	0,00E+00
FW	[kg]	1,85E+02	2,04E+00	0,00E+00	0,00E+00	-1,07E+02

Table 8: Indicators of raw material use per 1m² of Qbiss Screen H/H+ façade panel – panel length 4000 mm

Indicator	Unit	A1-A3	A4	C2	C4	D
PERE	[MJ]	6,63E+01	1,69E+00	0,00E+00	0,00E+00	-2,10E+01
PERM	[MJ]	8,20E+00	0,00E+00	0,00E+00	0,00E+00	0,00E+00
PENRT	[MJ]	7,53E+01	1,69E+00	0,00E+00	0,00E+00	-2,10E+01
PENRE	[MJ]	5,70E+02	2,98E+01	0,00E+00	0,00E+00	-2,98E+02
PENRM	[MJ]	0,00E+00	0,00E+00	0,00E+00	0,00E+00	0,00E+00
PERT	[MJ]	5,70E+02	2,98E+01	0,00E+00	0,00E+00	-2,98E+02
SM	[kg]	0,00E+00	0,00E+00	0,00E+00	0,00E+00	0,00E+00
RSF	[MJ]	0,00E+00	0,00E+00	0,00E+00	0,00E+00	0,00E+00
NRSF	[MJ]	0,00E+00	0,00E+00	0,00E+00	0,00E+00	0,00E+00
FW	[kg]	1,73E+02	1,94E+00	0,00E+00	0,00E+00	-9,87E+01



3.3 Other indicators of environmental impacts

According to the standard EN 15804, the results for other environmental information (waste disposal data) are presented with three indicators, and the results of the output flows from the system are based on four indicators (see Table 9).

Table 9: Abbreviations and units of other indicators of environmental impacts

Indicators for other environmental information	Abbreviation	Units
disposal of hazardous waste	HWD	kg
disposal of non-hazardous waste	NHWD	kg
disposal of radioactive waste	RWD	kg
Output flow indicators	Abbreviation	Units
constituents suitable for re-use	CRU	kg
constituents suitable for re-use	MFR	kg
materials for renewable energy	MER	kg
energy emitted	EE	MJ on the energy carrier

Indicators for other environmental information and output flow indicators for the considered Qbiss Screen H/H+ façade panels are shown in Table 10 and Table 11.

Table 10: Other indicators of environmental impacts per 1m² of Qbiss Screen H/H+ façade panel – panel length 1500 mm

Indicator	Unit	A1-A3	A4	C2	C4	D
HWD	[kg]	3,31E-05	1,66E-06	0,00E+00	0,00E+00	2,83E-07
NHWD	[kg]	4,39E+00	1,96E-03	0,00E+00	0,00E+00	-2,59E+00
RWD	[kg]	1,30E-02	3,47E-05	0,00E+00	0,00E+00	7,64E-03
CRU	[kg]	0,00E+00	0,00E+00	0,00E+00	0,00E+00	0,00E+00
MFR	[kg]	0,00E+00	0,00E+00	0,00E+00	0,00E+00	0,00E+00
MER	[kg]	0,00E+00	0,00E+00	0,00E+00	0,00E+00	0,00E+00
EE	[MJ]	0,00E+00	0,00E+00	0,00E+00	0,00E+00	0,00E+00

Table 11: Other indicators of environmental impacts per 1m² of Qbiss Screen H/H+ façade panel – panel length 4000 mm

Indicator	Unit	A1-A3 4000	A4 4000	C2 4000	C4 4000	D 4000
HWD	[kg]	3,19E-05	1,58E-06	0,00E+00	0,00E+00	2,68E-07
NHWD	[kg]	4,13E+00	1,87E-03	0,00E+00	0,00E+00	-2,39E+00
RWD	[kg]	1,17E-02	3,30E-05	0,00E+00	0,00E+00	6,81E-03
CRU	[kg]	0,00E+00	0,00E+00	0,00E+00	0,00E+00	0,00E+00
MFR	[kg]	0,00E+00	0,00E+00	0,00E+00	0,00E+00	0,00E+00
MER	[kg]	0,00E+00	0,00E+00	0,00E+00	0,00E+00	0,00E+00
EE	[MJ]	0,00E+00	0,00E+00	0,00E+00	0,00E+00	0,00E+00



4 Interpretation of results

Qbiss Screen H/H+ Power S façade panel – panel lengths 1500 mm and 4000 mm

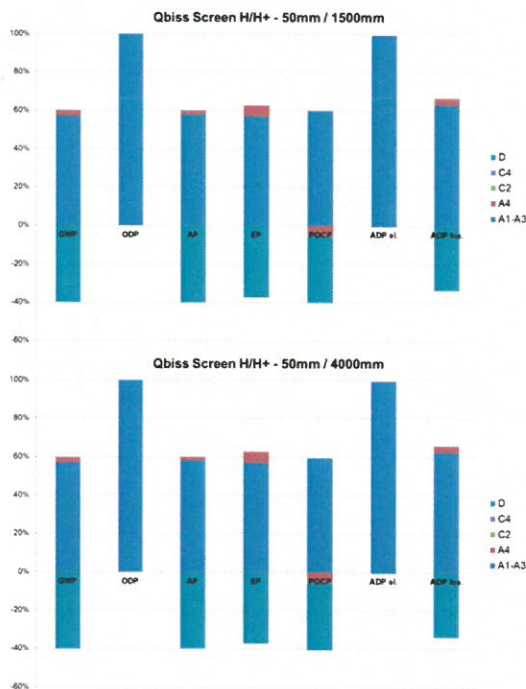


Figure 3: The relative contributions of different life cycle stages (i.e. modules A1-A3, A4, C2, C4 and D) to the environmental impact of Qbiss Screen H/H+ façade panel for panel lengths of 1500 mm and 4000 mm

It can be seen from Figure 3 that the product stage (i.e. modules A1-A3) contributes the most to the environmental impact of the considered Qbiss Screen façade panels for panel thickness of 50mm and panel lengths of 1500 mm and 4000 mm. For example, the product stage represents on average 57,09% of the total environmental impact in terms of GWP, 99,99% of the total environmental impact in terms of ODP, 58,01% of the total environmental impact in terms of AP, 57,01% of the total environmental impact in terms of EP, 59,70% of the total environmental impact in terms of POCP, 99,21% of the total environmental impact in terms

of ADP el. and 62,60% of the total environmental impact in terms of ADP fos.

The other life cycle stage that has a more significant impact on the environmental burden associated with the life cycle of the considered Qbiss Screen façade panels for panel lengths of 1500 mm and 4000 mm is the construction stage (i.e. module A4). For example, module A4 represents on average 2,73% of the total environmental impact in terms of GWP, 1,95% of the total environmental impact in terms of AP, 5,69% of the total environmental impact in terms of EP, 3,54% of the total environmental impact in terms of ADP fos. and minimal 0,14% impact in terms of ADP el.

Figure 3 also shows that module A4 has a positive environmental impact in terms of POCP, where it presents 5,60% of the total impact in terms of the photochemical ozone creation potential. The photochemical ozone is generated by sunlight-initiated oxidation of volatile organic compounds (VOC) and carbon monoxide (CO) in the presence of nitrogen oxides (NO_x). The volatile organic compounds react differently with different oxidants (e.g. ozone, NO₂ etc.) and therefore can either have negative or positive effects on the ozone formation. The negative value of the transport in terms of the POCP is related to the separation of the NO_x emissions in the NO₂ and NO emissions, with NO and O₃ (ozone) reacting to NO₂ and O₂ during the night time and thus leading to the reduction of the POCP.

A potential environmental benefit has been calculated for benefits and loads beyond the system boundary stage (i.e. module D) for all considered environmental impact categories. It can be seen from Figure 3 that there is a potential benefit due to the reusing/recycling of the metal sheets and aluminium, which can be obtained during the end-of-life stage of Qbiss Screen façade panels for panel lengths of 1500 mm and 4000 mm. A potential environmental benefit can be seen in terms of the following impact categories:

40,19% of the total impact in terms of GWP, 40,03% of the total impact in terms of AP, 37,30% of the total impact in terms of EP, 34,70% of the total impact in terms of POCP and 33,87% of the total impact in terms of ADP fos.

5 References

1. GaBi ts modelling software (version 9.2.0.58)
2. GaBi LCA databases
3. EN 15804:2012+A1:2013 Sustainability of construction works - Environmental product declarations - Core rules for the product category of construction products
4. EN ISO 14040:2006 Environmental management - Life cycle assessment - Principles and framework
5. EN ISO 14044:2006 Environmental management - Life cycle assessment - Requirements and guidelines
6. EN ISO 14025:2010 Environmental labels and declarations - Type III environmental
7. Part B: Requirements on the EPD for Self supporting facade elements based on glazed curtain walls. Institut Bauen und Umwelt e.V. (IBU). <http://www.epd-online.com> (Accessed: 25/09/2019)
8. Report No. 252/17-530-1, issue date: 12. 12. 2019

The data specified in the EPD are calculated on the basis of the data provided by the manufacturer. In the event that the manufacturer's information is incorrect, calculations do not apply.

