

Indoor Sports Floorings, Cleaning and Maintenance

Cleaning and Maintenance Recommendations for CONIPUR Indoor sports flooring systems

General

CONICA indoor sports floors should be regularly maintained in order to preserve the original appearance for as long as possible. As for all coatings, the maintenance is easy but should be carried out thoroughly at regular intervals. The following well tried and tested recommendations should be followed by your maintenance or cleaning contractor.

Therefore, perform the cleaning after the proven recommendations of the manufacturer, or hand these pages about cleaning and care instructions to your cleaning company. In order to guarantee the slip resistance, gloss grade and reflection behaviour, only use cleaning agents approved according to DIN V-18032-2.



1. Avoid Dirt

The cleaning frequency and intensity depends mainly on dirt formation over a period. Dirt, which is shed in front of the door cannot affect and soil the surface. The lifetime increases, the cleaning costs are reduced. By properly integrated dirt traps and door mats soiling can be reduced to a minimum. Such areas should therefore be already considered during the planning stage.

In addition, the surface can be protected by the issuing of appropriate [use regulations](#) (e.g. the wearing of suitable non-marking shoes). For persistent dirt, it is best to consult the specialist.

In view of the diversity of substrates on the one hand and on the other hand, due to the fact that we have no influence on the production, use and processing of cleaning agents, we cannot [guarantee](#) for the success of the work. If in doubt, [preliminary tests](#) should be done at an unremarkable spot.

Some of the manufacturers who offer suitable cleaning products and machines:

WETROK Ltd.
Steinackerstrasse 62
CH 8302 Kloten
Tel. +41 1 306 18 00
Fax +41 1 306 18 03
www.wetrok.com

Dr. Schnell Chemie
Taubusstr. 19
DE- 80807 München
Tel. +49 89 350 60 80
Fax +49 89 350 60 847
www.dr-schnell.com

Diversey
Mallaustrasse 50-56
DE-68219 Mannheim
Tel. +49 621 87 750
Fax +49 621 87 750 266
www.diverseysolutions.com

Dr. Schutz GmbH
Holbeinstr.17
DE-52175 Bonn
Tel. +49 228 95 35 20
Fax +49 228 95 35 229
www.dr-schutz.com

Linden Chemie GmbH
Gewerbegebiet Kröpsch 3a
DE-3940 Hellenthal
Tel. +49 2482 1398
Fax +49 2482 7861
www.hlchemie.de

Wetrok GmbH
Maybachstrasse 35
DE- 51381 Leverkusen
Tel. +49 21 713 980
Fax +49 21 713 98100
www.wetrok.com

**Buzil-Werk
Wagner GmbH & Co**
Fraunhoferstrasse 17
DE-78682 Memmingen
Tel. +49 8331 93 06
Fax +49 8331 93 0880
www.buzil.com

Diversey
Eschlikoner Strasse
CH- 9542 Münchwilen
Tel. +41 71 969 27 27
Fax +41 71 969 2253
www.diverseysolutions.com

Richard Kühn GmbH & Co. KG
Schulze-Delitsch-Strasse 6
DE-30938 Burgwedel
Tel. +49 51 39 899 175
Fax +49 5139 899 12 75
www.richard-kuehn.de

Loba GmbH & Co. KG
Leonbergerstr. 56-62
D-71254 Ditzingen
Tel. +49 7156 357-0
Fax +49 7156 357 211
www.loba.de





2. Cleaning Process

All recommendations are to be seen as [guidelines](#) based on our experience and own investigations; however, [no warranty / guarantee](#) is given or implied herewith.

The detergent must be [approved](#) according to [DIN V 18032-2](#), to ensure the slip resistance, the gloss and the reflection behaviour are maintained. There are many manufacturers*** offering appropriate detergents - every manufacturer*** recommends the appropriate cleaning pads, the amount of detergent and the correct application. The cleaner should be moderately to strongly alkaline (never pure solvents). The [manufacturer's*** recommendations](#) must be followed.



a) Before any wet cleaning loose dirt must be removed by sweeping / wet wipe / vacuuming

type of cleaning	frequency	type of detergent	application
b) initial maintenance protective maintenance 	before 1 st use	<ul style="list-style-type: none"> basic cleaner (never use waxy cleaners) maintenance cleaner approved according to DIN V 18032-2 	<ul style="list-style-type: none"> dosage / usage / pad according to manufacturer's recommendations*** manual cleaning with mop or use of a cleaning machine - / pad according to manufacturer's recommendations*** if necessary subsequent wiping with maintenance cleaner (see manufacturers' instructions***)
c) maintenance cleaning with anti-skid properties 	1 x weekly	<ul style="list-style-type: none"> Maintenance cleaner approved according to DIN V 18032-2 	<ul style="list-style-type: none"> dosage / usage / pad according to manufacturer's recommendations*** manual cleaning with mop or using a cleaning machine, pad according to manufacturer's recommendations***
d) interim cleaning removal of clinging dirt 	as needed	<ul style="list-style-type: none"> basic cleaner 	<ul style="list-style-type: none"> dosage / usage / pad according to manufacturer's recommendations*** manual cleaning with mop or scrubber drier or scrubbing vacuum cleaner and wet vacuum cleaner removal of resin (used for handball or similar) when using a cleaning machine follow the manufacturers' recommendations*** regarding the necessary pad
e) basic cleaning depending on intensity of usage 	1-2 x yearly	<ul style="list-style-type: none"> basic cleaner water maintenance cleaner approved according to DIN V 18032-2 	<ul style="list-style-type: none"> dosage / usage / pad according to manufacturer's recommendations*** manual cleaning with mop or using a cleaning machine, usually the blue or green pad is used (see manufacturers' instructions***) then rinse with clear water if necessary subsequent wiping with maintenance cleaner (see manufacturers' instructions***)
f) persistent dirt (e.g. resin)		<ul style="list-style-type: none"> basic cleaner special detergent 	<ul style="list-style-type: none"> dosage / usage according to manufacturer's recommendations***

*** manufacturer = manufacturer of cleaner / detergent